

## **Production line for shawarma bread, tortilla bread and healthy bread**

Tortilla bread production line operates with a production capacity of 2400 loaves / hour with the possibility of calibrating the size of the loaf

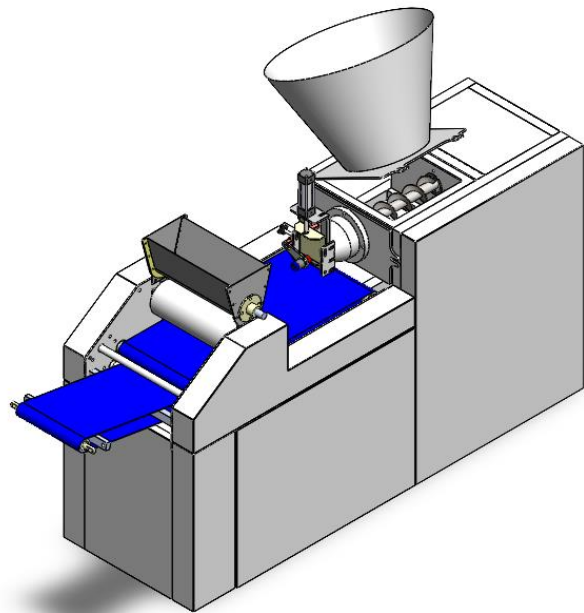
From 20 cm (weight 50 g) to 35 cm (weight 85 g) in addition to calibrating the thickness of the loaf according to the request

It includes the following:

1. Automatic dough cutter
2. Tortilla press (double)
3. Two-level chain oven, 3 meters long
4. Bread conveyor from the oven to the cooling lines (4 meters)
5. Seven-layer cooling lines, 4 meters (31 meters)
6. Central electrical control panel to operate the entire line and control the speed of each machine to ensure production quality
7. All necessary electrical panels and technical parts to assemble and operate the line and consumable spare parts

**Dough cutter**

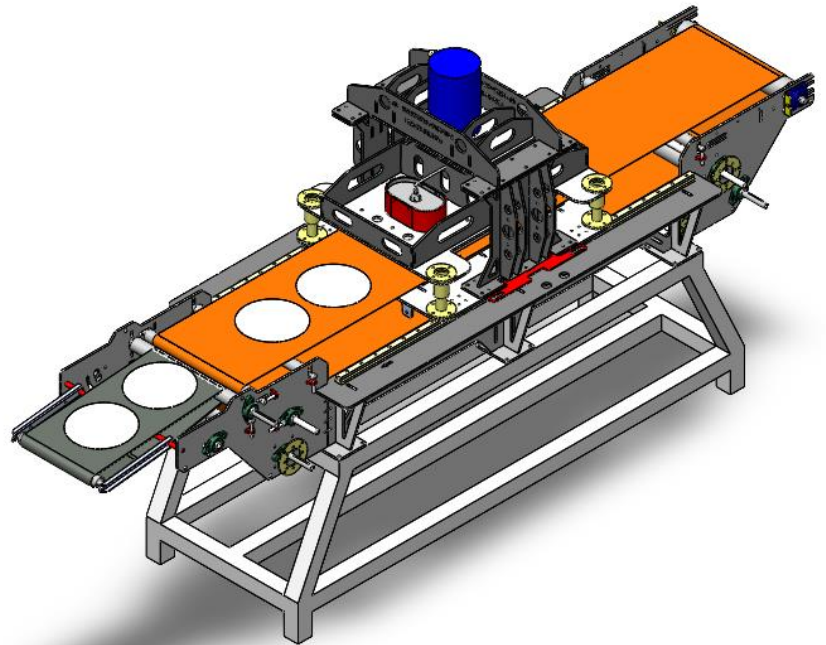
- It is an automatic cutter that can be calibrated by speed and weight calibration 40 gm - 150 gm.
- Production capacity from 500 / hour - 1600 / hour.
- Dough basin capacity 75 kg.
- Made of stainless steel (430 + 304) and easy to clean
- Dimensions: Length 180 cm - Width 70 cm - Height 150 cm Weight: 150 kg
- All motors are German made SEW
- Operates on 220 volt electricity via VSD made in Korea



## **Tortilla and healthy bread dough press**

- It is a dough press that can be calibrated in terms of diameter from 16 cm - 35 cm and thickness as desired
- The piston movement works on the hydraulic system and works automatically or manually as desired.

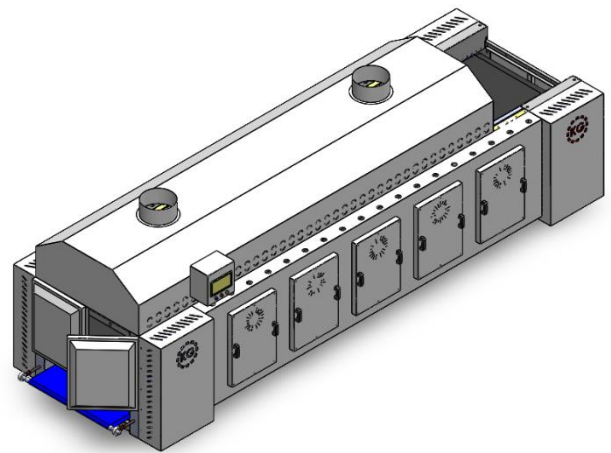
- The piston heating works on gas
- A special iron and stainless steel structure.
- Production capacity: 2400 / hour.
- Dimensions: Length 3000 cm - Width 1200 cm - Height 1800 cm - Weight 2000 kg.



**Tortilla oven**

It is a two-layer oven, each layer is 3 meters long, fully insulated with rock wool and stainless steel covers

- Oven tile thickness 6 mm
- Combustion fuel is liquefied gas
- Calibrable in terms of speed and temperature
- Specially manufactured for the production of tortilla bread and healthy bread
- The frame is made of wrought iron
- All engines are made in Germany SEW
- Dimensions: Length 330 cm - Width 70 cm - Height 120 cm - Weight 1800 kg
- Works on 220 volt electricity via VSD Made in Korea



## Cooling lines

The cooling lines consist of seven floors, each line is 400 cm long and 50 cm wide, to ensure proper cooling of the product before the packaging process. They are installed vertically to save space and deliver the product properly.

- German-made SEW motors
- The frame is made of wrought iron and stainless steel covers

- It operates on 220 volt electricity via VSD

